



MY CHHOTA SCHOOL

World Class Education For Everyone....

LEARNING MADE FUN



LKG

BOOKS CATALOGUE

LKG

S. No	Books Name	Number of Pages
1.	Rhymes-3	32
2.	Worksheet English Alphabet Cursive Small	96
3.	Crayon B	32
4.	Worksheet Enjoy 1 to 100	112
5.	Worksheet Shabd Gyan	48
6.	World Around Me Theme Book-2	89
7.	Cat Sat Mat	50

Rhymes-3


मेरी गुड़िया

मेरी भोली गुड़िया रानी,
सुनती मुझसे रोज कहानी।
आँखे नीली, सुन्दर बाल।
परियों जैसी इसकी चाल।



छुक छुक रेल

छुक छुक करती रेल चली,
करती कितने खेल चली।
जाना है किस ओर कहां?
टिकट उसी नगरी का लो।




डाक्टर

बने डाक्टर छोटू भईया,
फीस माँगते एक रुपया।
हुई बीमार जब मेरी गुड़िया,
उसे थमा दी मीठी पुड़िया।



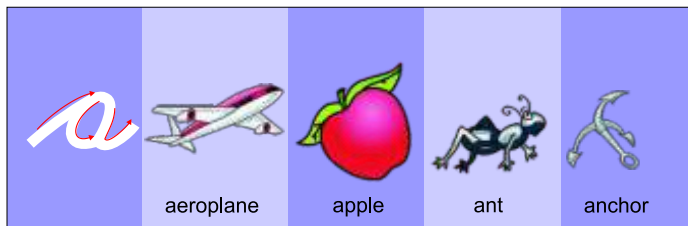
सड़क

सड़क बनी है लम्बी चौड़ी,
उस पर जाती मोटर दौड़ी।
सब बच्चे पटरी पर आओ,
बच्चों सड़क पर कभी न जाओ।

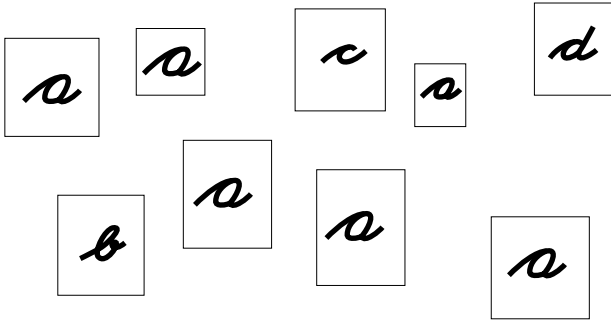


Worksheet English Alphabet

Cursive Small



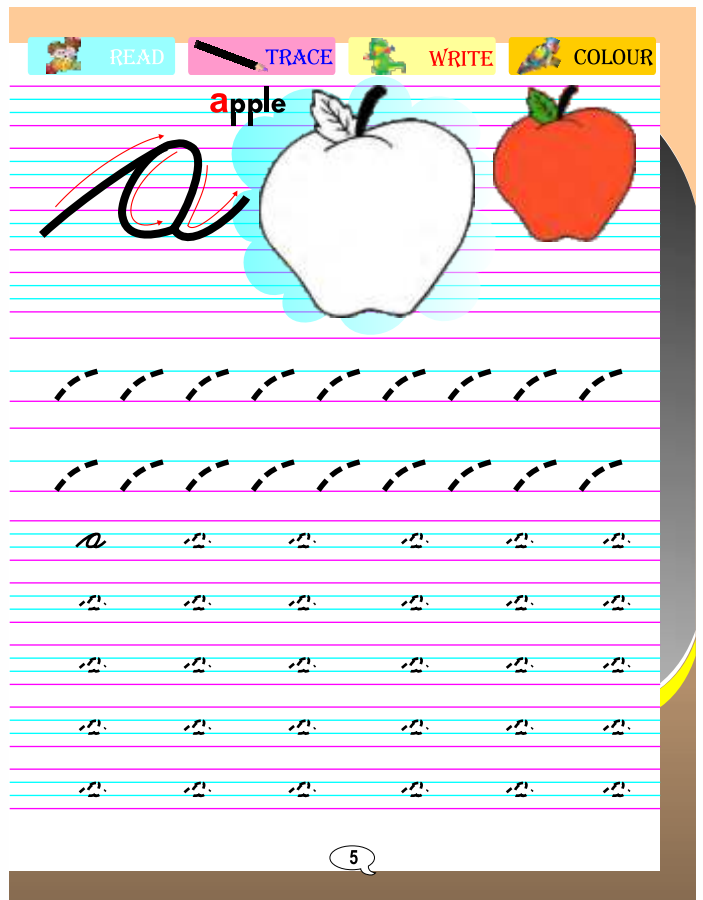
Colour the box with letter a.




Circle the objects that start with a.



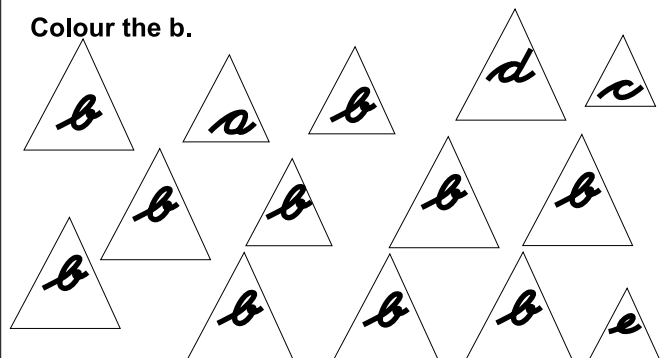
4




5



Colour the b.



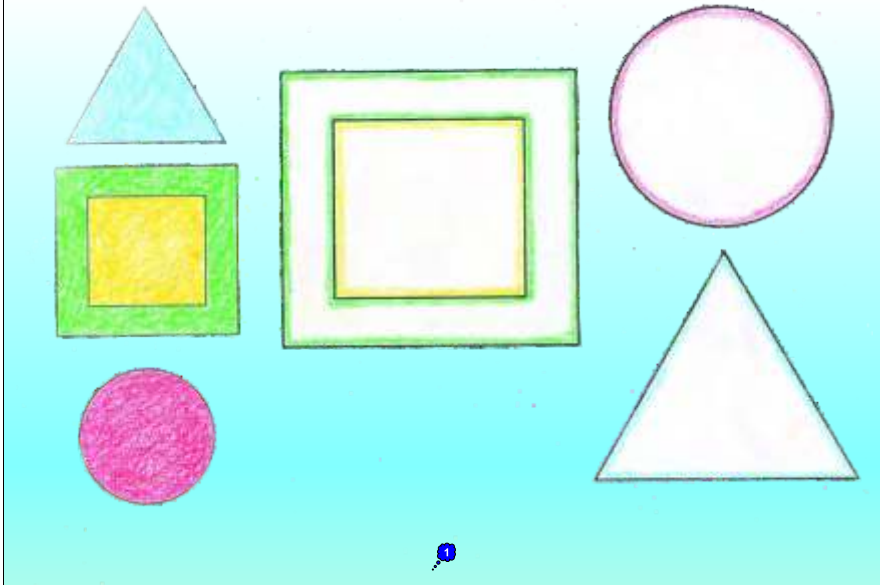
Circle the objects that start with b.



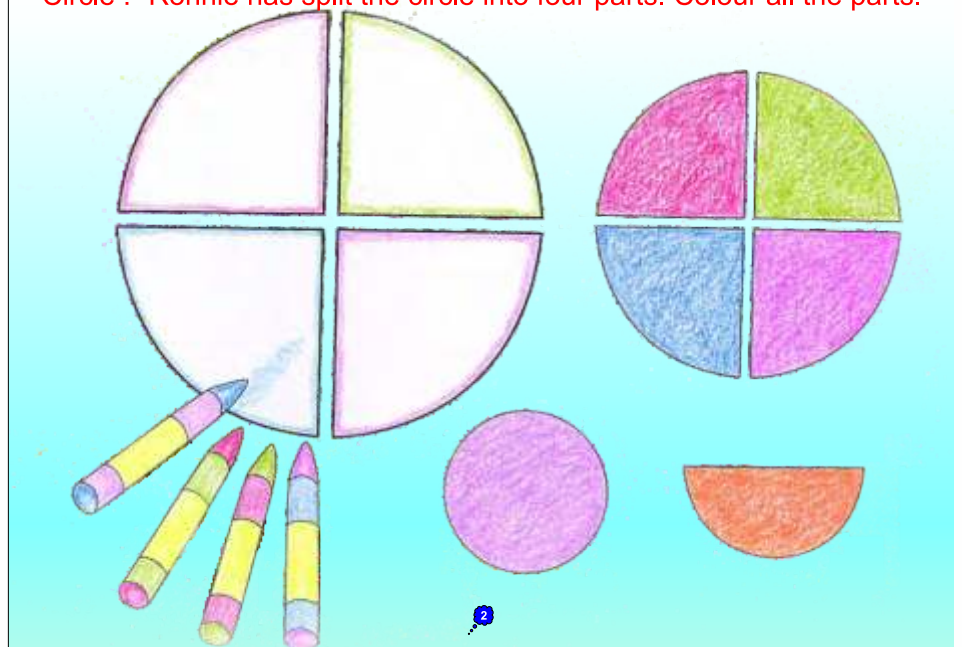
7

Shapes :- Fill in the colours in Circle, Squares and Triangle.

Crayon Time-B



Circle :- Ronnie has split the circle into four parts. Colour all the parts.




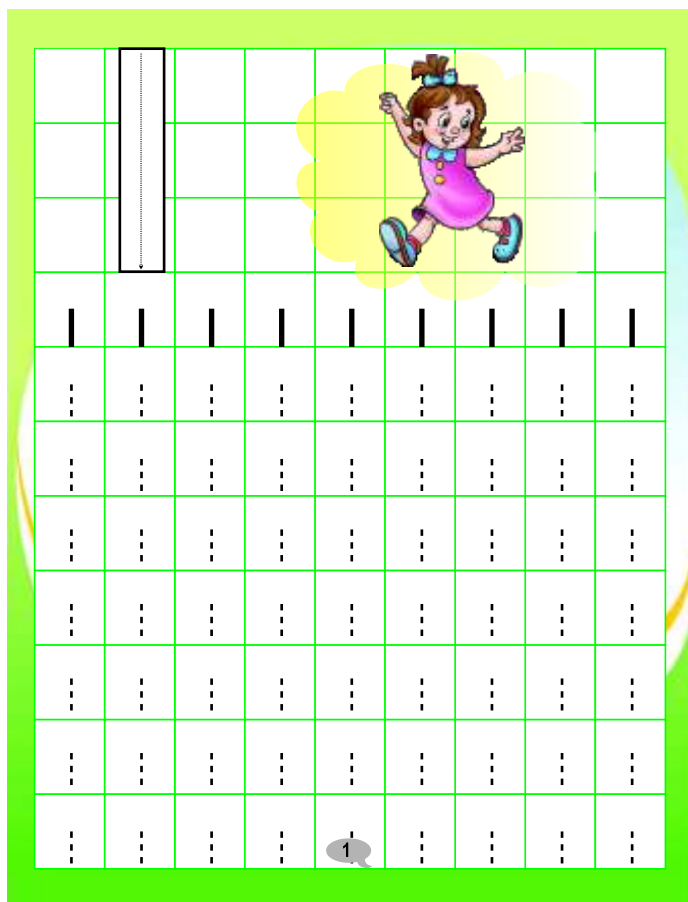


Squares :- Fill in the colours in these squares. Bunny rabbit is asking your help.



Help me to fill colours.

Worksheet Enjoy 1 to 100



Worksheet Shabd Gyan

अ	आ	इ	ई	उ
—	—	—	—	—
—	—	—	—	—
—	—	—	—	—
ऊ	ऋ	ए	ऐ	ओ
—	—	—	—	—
—	—	—	—	—
—	—	—	—	—
औ	अं	अः		
—	—	—		

1



ख ग
खग



क प
कप

चित्रों को शब्द



ध न
धन



घ र
घर



छ ड
छड़



न भ
नभ



ज ग
जग



ट ब
टब



न ट
नट



न ल
नल



ठ ग
ठाग

4

देखकर पढ़ो :-



ग ज
गज



छ त
छत



ज ड
जड़



फ ल
फल



थ न
थन

1

ए क
एक



र थ
रथ

10

द स
दस



ध ड
धड़



ख त
खत



प ग
पग

5

त+ल	थ+ल	ज+ल	स+ज	ल+ठ
तल	थल	जल	सज	लठ
—	—	—	—	—
—	—	—	—	—
—	—	—	—	—
—	—	—	—	—
—	—	—	—	—
—	—	—	—	—
—	—	—	—	—
—	—	—	—	—
—	—	—	—	—


6

World Around Me Theme Book 2

Smear glue all around and on the snowman, paste small pieces of cotton to show snow. What is the colour of snow?




Take a yellow piece of paper. Tear and paste the pieces inside the outline of the sun to make it shine.

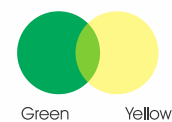
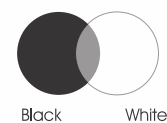
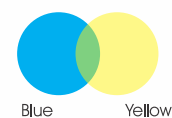
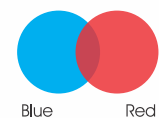
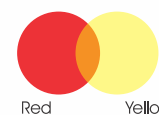


MORE COLOURS

New colours are made by mixing two colours.



Mix the two colours and match the new colour with the right objects.



Cat Sat Mat

A



Apple



Ant



Animals



Aeroplane



Boy



Banana



Ball



Butterfly

B

C

Cat



Candle



Cap



Camera

1

D

Dog



Drum



Duck




Deer

Elephant



Egg



Envelope



Eagle

E

Match the letters with the pictures.

A
B
C
D
E



2

F

Fish



Frog



Flower



Fruits

I

Ice-cream



Inkpot



Insect

Grapes



Goose



Giraffe



Grass-Hopper

G

H

Hen



Hat



Horse



Helicopter

3

J



Joker



Jeans



Jar



Jam

What comes between.

F H
H J
G I

What comes after.

F
G
H
I

4