



MY CHHOTA SCHOOL

World Class Education For Everyone....

LEARNING MADE FUN



UKG

BOOKS CATALOGUE

UKG

S. No	Books Name	Number of Pages
1.	Rhymes-4	32
2.	Concept Book	60
3.	Crayon Time C	32
4.	Math Made Fun-B	72
5.	Phonic Drill	20
6.	Worksheet Kids English	96
7.	Worksheet Swar Gyan	96


Rhymes-4

Smear glue all around and on the snowman, paste small pieces of cotton to show snow. What is the colour of snow?



2



Take a yellow piece of paper. Tear and paste the pieces inside the outline of the sun to make it shine.



3


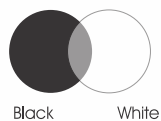
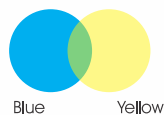
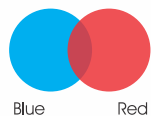

MORE COLOURS

New colours are made by mixing two colours.



4

Mix the two colours and match the new colour with the right objects.



5

My Family

My Father

Paste photograph

My Mother

Paste photograph

Tick ☒ the people who live with you.



Grandfather

Grandmother



Aunt - Uncle



Brother



Sister



Baby

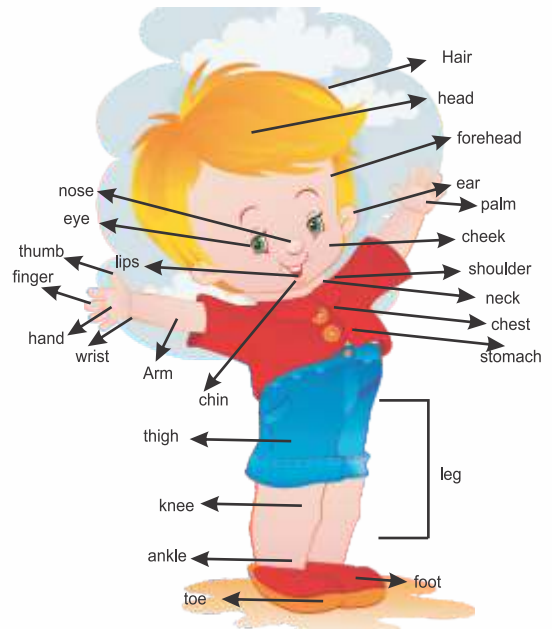
Rewards :

5

Teacher's Signature: _____

Myself

Parts of my body




Rewards :

6

Teacher's Signature: _____

Myself

Draw the missing parts in each of these faces.



Rewards :

7

Teacher's Signature: _____

Myself

Colour the things you can do.



Reading



Playing



Wearing



Driving

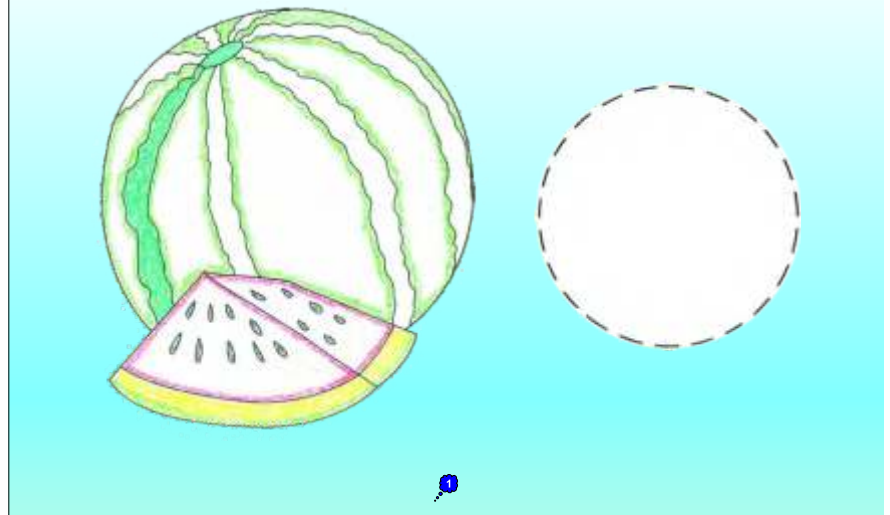
Rewards :

8

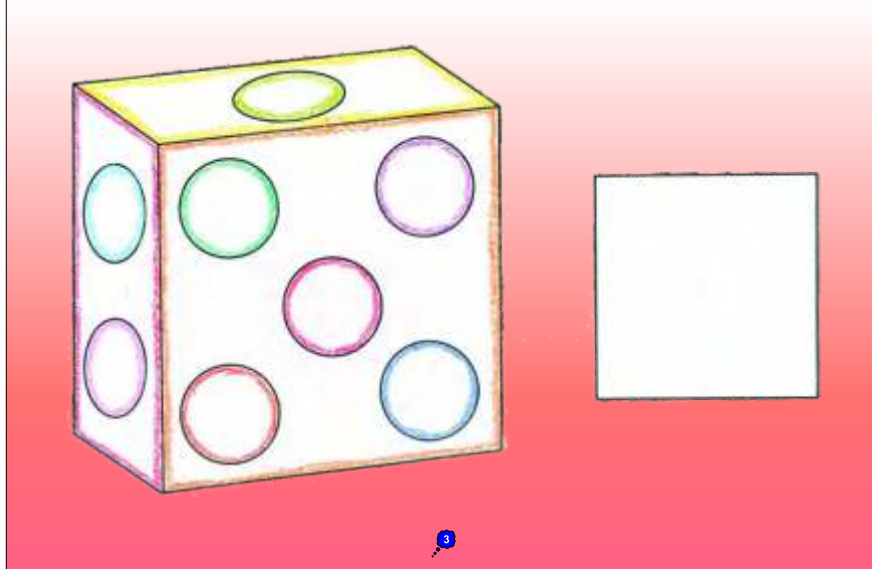
Teacher's Signature: _____

Crayon Time-C

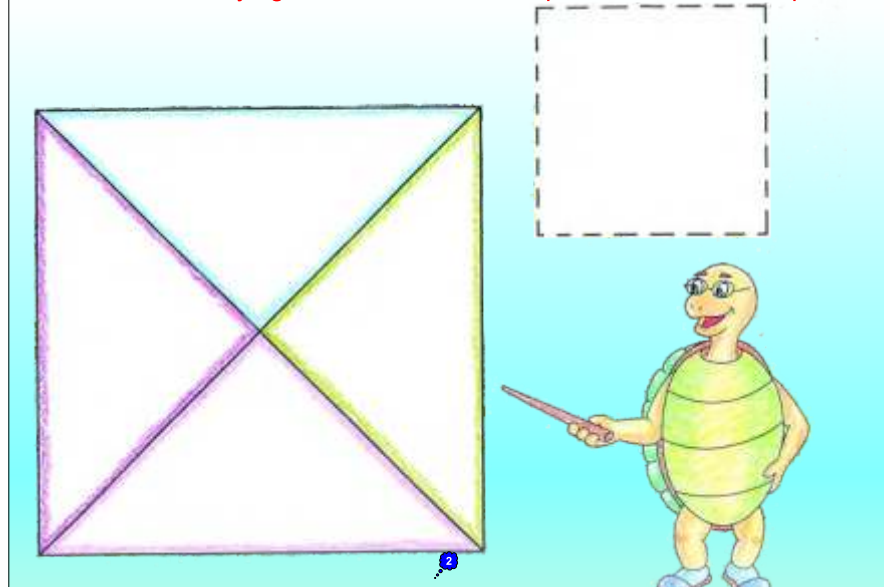
Watermelon is round. It has red colour. It is juicy. Let's fill colours in it.



Let's fill colours in these shapes. Do you know which shapes are these?



Tutu tortoise is trying to fill colours in this square. You should help it.

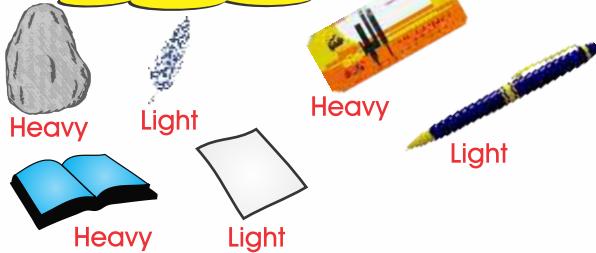


Math Made Fun B

Thick or Thin (Size)



Heavy or Light (Weight)




3

UNIT 1


COMPARISON

Big or Small (Size)



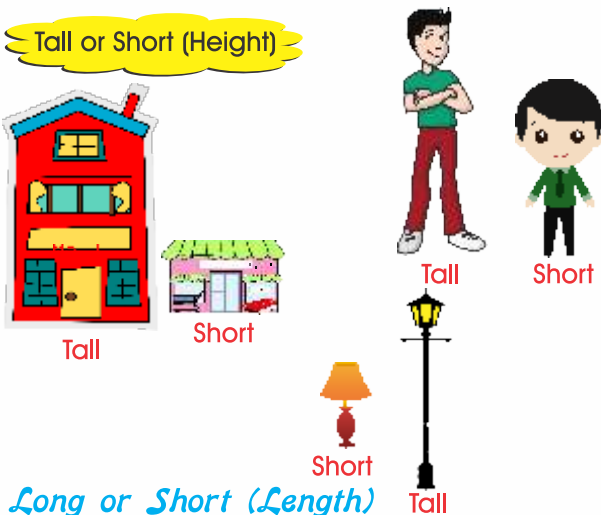
When we make comparison, we say bigger or smaller.

Colour the bigger.



2

Tall or Short (Height)




Long or Short (Length)



4

High or Low (Position)



More or Less (Quantity)



5

Phonic Drill




Sound of Vowel "EA" Words



'ea' is pronounced in two ways :

beak
peak
weak
beat
heat
meat
neat
seat
beast
feast
least
cream
dream
scream



beak



weak



meat



dream

head
bread
dread
thread
stead
great
sweat
break
bear
pear
wear
year



head



Bread



bear



pear

['ea ' is pronounced as]

DO IT TOO Learn and write 'ea' sound words in your notebook.

1

Check Yourself

1. Colour the odd one red.

leak	beak	cream	peak
bear	heat	meat	seat
pear	wear	year	head

2. Write the 'ea' words. One has been done for you.

meat			

3. Encircle the 'ea' words.

b	e	a	k	a	e	o	i
m	u	a	e	l	e	a	k
e	b	e	a	s	t	l	y
a	o	u	h	e	a	d	e
t	e	g	r	e	a	t	a
u	a	t	s	w	e	a	r

DO IT TOO Learn and write 'ea' sound words in your notebook.

2



Sound of Vowel "EE" Words



bee
fee
see
wee
three
free
tree



bee



tree

beet
feet
meet



feet

neem
seem
teem



neem

peek
reek
seek
week
meek



jeep

beep
deep
jeep
keep
peep
weep



peep

sheep
sweep



sheep

['ee ' is pronounced]

DO IT TOO Learn and write 'ee' sound words in your notebook.

3

Check Yourself



1. Recognize and fill the correct letters.

'ee' or 'ree' 3 th	'eek' or 'eel' feet f	'eem' or 'eep' see w
--------------------------	-----------------------------	----------------------------

2. Write the 'ee' words. One has been done for you.

s	ee	seep	w	
b			d	
j			sh	

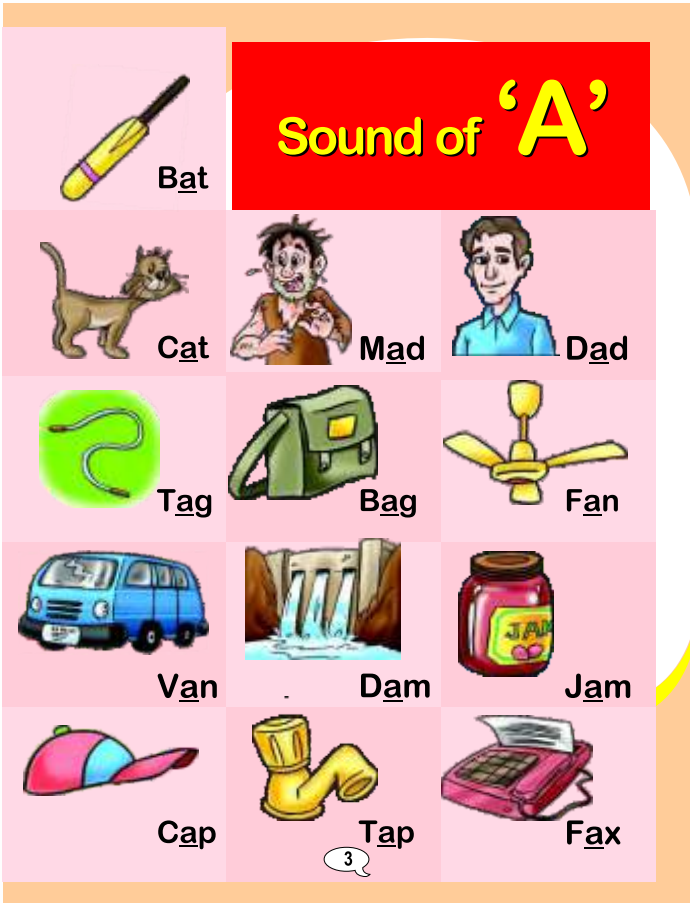
3. Colour the pictures and write their names.



DO IT TOO Learn and write 'ee' sound words in your notebook.

4

Worksheet Kids English



'a' sound words

hat	rat	mat	bag	jam	fam
-----	-----	-----	-----	-----	-----

[illegible]

4

[illegible]

'a' sound words

at	ag	an	ap	ad	am
----	----	----	----	----	----

A full-page view of a blank sheet of graph paper. The page is covered by a uniform grid of small squares, formed by thin black horizontal and vertical lines intersecting at right angles. There are no margins, text, or other markings on the paper.

6

Worksheet Swar Gyan

आ की मात्रा (आ = I)

का खा गा घा ङ

चा छा जा झा ञ

टा ठा डा ढा ण

ता था दा धा ना

पा फा बा भा मा

या रा ला वा शा

षा सा हा क्षा त्रा

ज्ञा

5

आ (I)
की मात्रा



अ I म
आम



अ I ग
आग



ख I ट
खाट



ह I थ
हाथ



क I र
कार



छ I त I
छाता



त I र I
तारा



द I न I
दाना



ब I ज I
बाजा



त I ल I
ताला



न I ल I
नाला



म I ल I
माला



म क I न
मकान



क प ङ I
कपड़ा

6



अ न I र
अनार



ब I द ल
बादल



ग I ज र
गाजर



ज ह I ज
जहाज



च I व ल
चावल



ल ङ क I
लड़का



अ ख ब I र
अखबार



त ल व I र
तलवार



अ I स म I न
आसमान



ड I क ख I न I
डकखाना



ट म I ट र
टमाटर



भ ग व I न
भगवान

कान
काम
नाम

शाम
राम
बाड़ा

माया
काटा
गाता

7

‘आ’ स्वर से बने वाक्य

राधा का चाचा आया।

चाचा गाजर लाया।

राधा गाजर खा।

अब दाल चावल खा।

किसका चाचा आया ?



राधा का चाचा क्या लाया ?

राधा ने दाल के साथ क्या खाया ?

पाठ के आधार पर रिक्त स्थानों की पूर्ति करो:

1. _____ का चाचा आया।

2. राधा _____ खा।

3. अब दाल _____ खा।

4. चाचा _____ लाया।

8